




1000. SHC200x120x8 L=11560  
1:5




1003. SH180x180x10 L=12964  
1:5



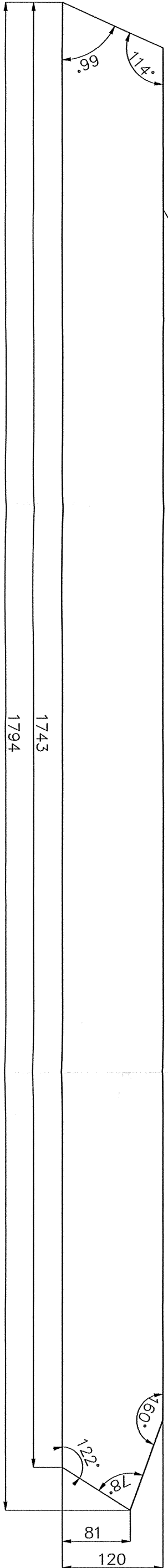
1004. SHC120x120x5 L=1846  
1:5



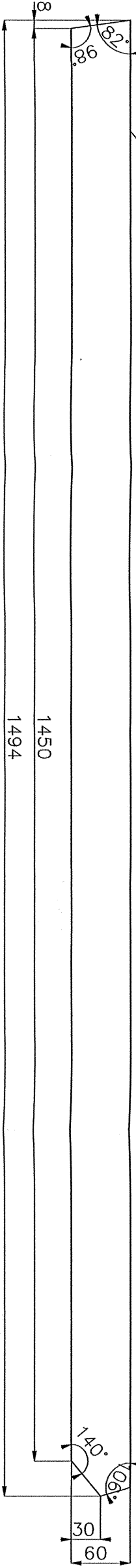
1006. SHC120x120x5 L=1683  
1:5



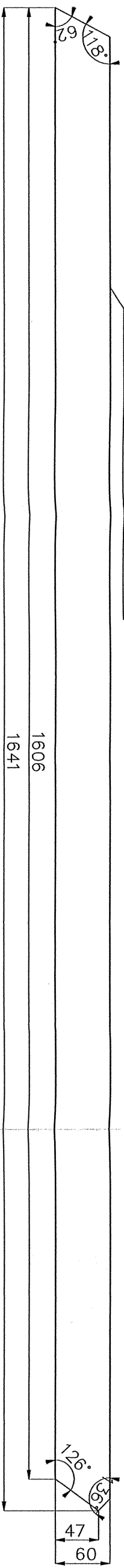
1007. SHC120x120x5 L=1794  
1:5



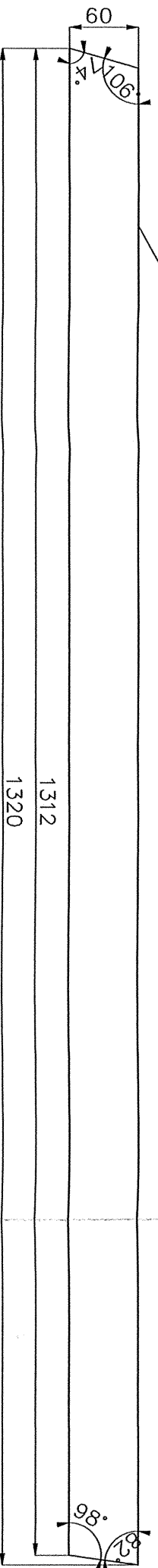
1008. SHC120x60x4 L=1494  
1:5



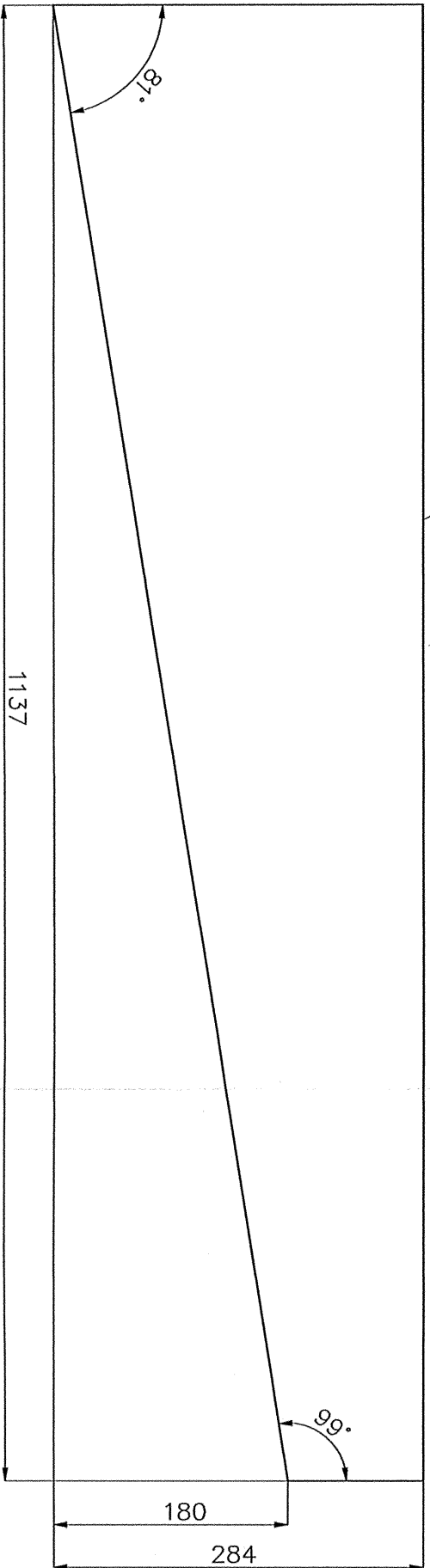
1009. SHC 60x60x4 L=1641  
1:5



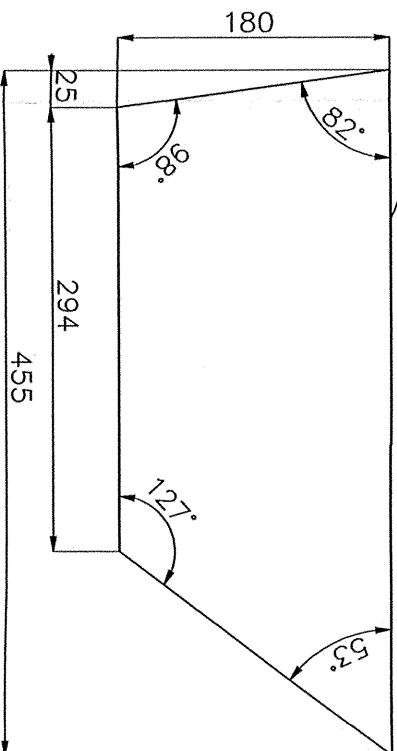
1010. SHC120x60x4 L=1320  
1:5



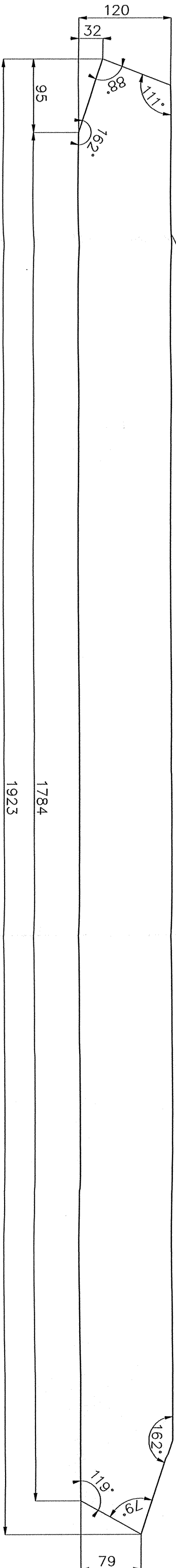
1002. SH300x200x16 L=1137  
1:5




1001. SH180x180x10 L=455  
1:5



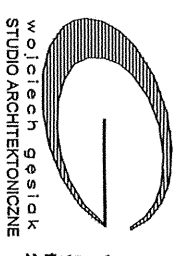
1005. SHC120x120x5 L=1923  
1:5



Zmiany rewizji:



**ROSA BUD**  
ROSA-BUD S.A.  
ul. 11 Listopada 12, 05-110 Warszawa  
tel. 22 66 11 11 11, 22 66 11 11 12  
www.rosabud.pl, biuro@rosabud.pl



**WOJCIECH GĘSAK**  
STUDIO ARCHYTEKTONICZNE  
ul. 11 Listopada 12, 05-110 Warszawa  
tel. 22 66 11 11 11, 22 66 11 11 12  
www.gesak.pl, biuro@gesak.pl

PROJEKT WYKONAWCZY – KONSTRUKCJA STALOWA			
imię i Nazwisko		Nr uprawnień	Podpis
projektant:	mgr inż. Lukasz Dulicki	SKV/4903/P00K/13	
opracował	mgr inż. Joanna Wątruska		

Skala: 1:5

Format: 841x594

Nazwa projektu: LISTA ELEMENTÓW 14

Numer rysunku: B50-WK-10-14

Data: 30.01.2018

Rev: REV-A

Nazwa rysunku: LISTA ELEMENTÓW 14

Numer rysunku: B50-WK-10-14

Skala: 1:5

Format: 841x594

Data: 30.01.2018

Rev: REV-A